

FEATURES :

- *Ultra Wide Bandwidth*
- *Low Insertion Loss*
- *Tight Phase and Amplitude Balance*
- *Compact Size*

SPECIFICATIONS

Frequency Range, [MHz]	0.1 - 1000
Insertion Loss*, typ/max [dB]	
0.2-100MHz	0.2 / 0.3
0.1 - 1000MHz	0.6 / 0.8
Isolation, min [dB] 1 - 200MHz	25
0.3 - 1000MHz	15
Amplitude Balance, typ/max [dB]	±0.2
Phase Balance, typ/max [degrees]	±2
VSWR, max 0.6-1000MHz	1.3:1
0.2 - 1000MHz	2.0:1

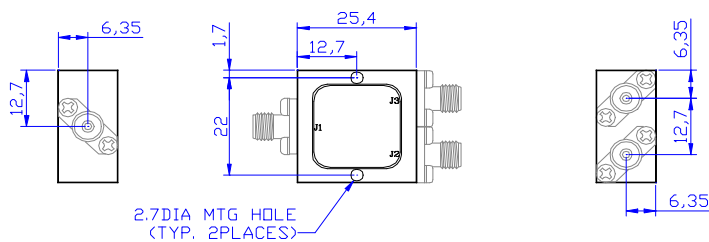
Operating Characteristics

Input Power CW max. [W], total as combiner, with matched loads	0.2
Input Power CW max. [W], as splitter with matched loads	1
Impedance, [Ohm]	50
Operating Temperature	-20°C to +70°C

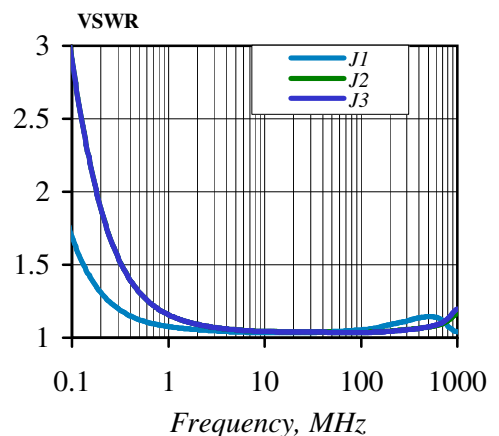
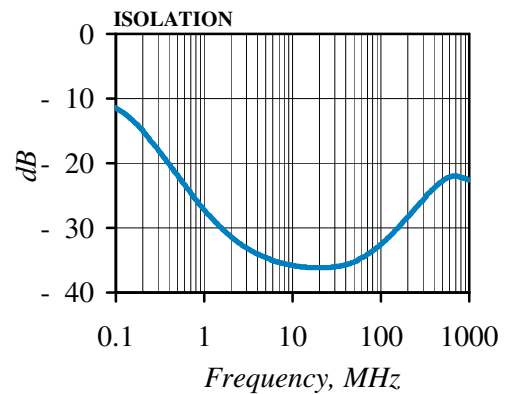
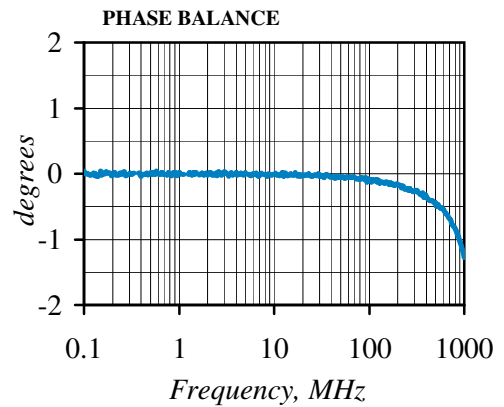
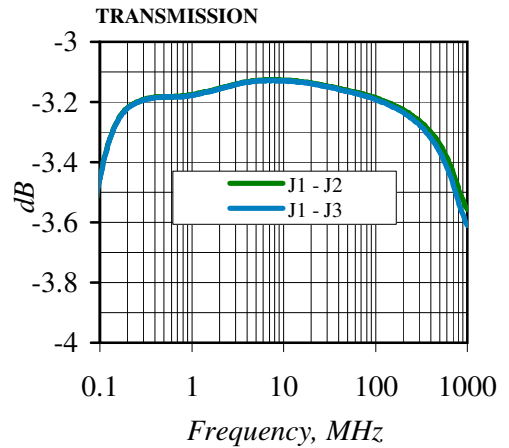
Ordering Information

Model No.
PD2-01-1000-SMA

Outline drawing dimensions in mm



Typical Performance



* Above theoretical loss

Specifications Subject To Change Without Notice