

**FEATURES :**

- **Wide Bandwidth**
- **Low Insertion Loss**
- **High Combining Power 200W**
- **Compact Size**

**SPECIFICATIONS**

Frequency Range, [MHz]	30 - 500
Insertion Loss*, typ/max [dB]	
50-300MHz	0.5 / 0.6
30 - 500MHz	0.8 / 1.0
Isolation, min [dB]	25
Amplitude Balance, typ/max [dB]	±0.2
Phase Balance, typ/max [degrees]	±3
VSWR, max	1.5:1

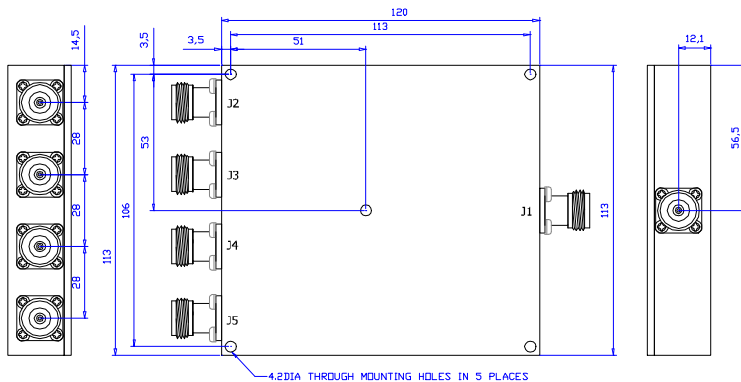
**Operating Characteristics**

Input Power CW max. [W], total as combiner, with matched loads**	200
Impedance, [Ohm]	50
Operating Temperature	-20°C to +65°C

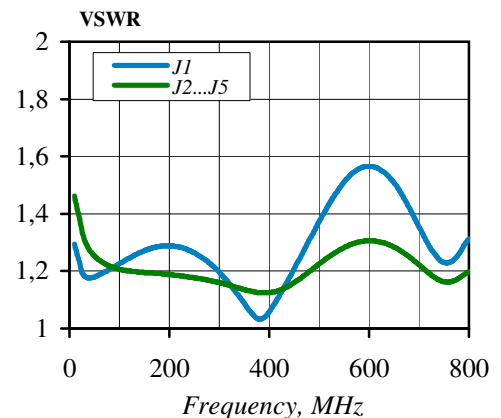
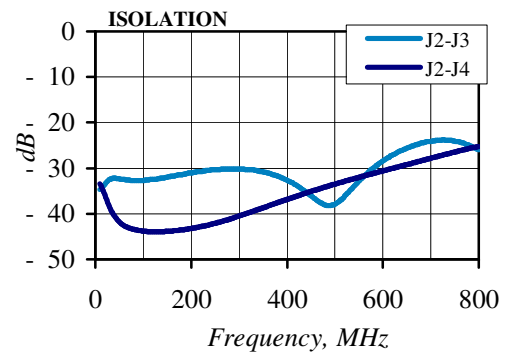
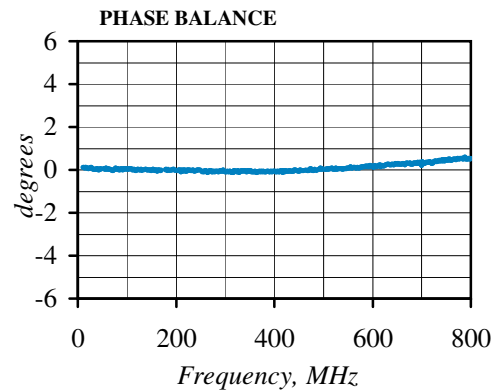
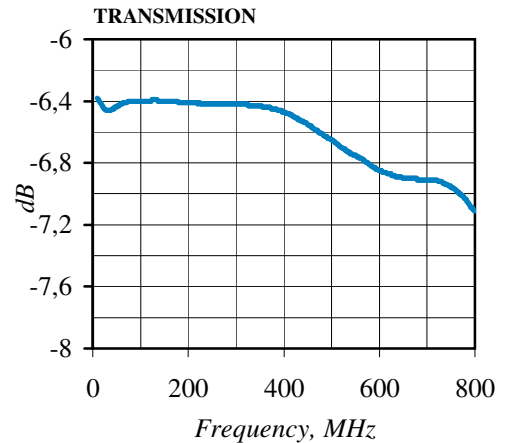
**Ordering Information**

<b>Model No.</b>	<b>Connectors</b>
PD4-30-500-200	N-female

**Outline drawing** dimensions in mm



**Typical Performance**



\* Above theoretical loss

\*\* 50W max per port, appropriate heat sink required

Specifications Subject To Change Without Notice