

FEATURES :

- High Power
- Low Loss
- High selectivity

PASSBAND 1 SPECIFICATIONS

1 dB Passband, [GHz]	2.054 to 2.154
Insertion Loss@CF [dB]	1.0
Stopband rejection DC to 1.98GHz, [dB] min.	60
Stopband rejection 2.24 to 8GHz, [dB] min.	60
VSWR	1.5 : 1
Average Power, [Watts]	

PASSBAND 2 SPECIFICATIONS

1 dB Passband, [GHz]	2.235 to 2.335
Insertion Loss@CF [dB]	1.0
Stopband rejection DC to 2.17GHz, [dBc] min.	60
Stopband rejection 2.41 to 8GHz, [dBc] min.	60
VSWR	1.5 : 1
Input Power, [Watts]	25

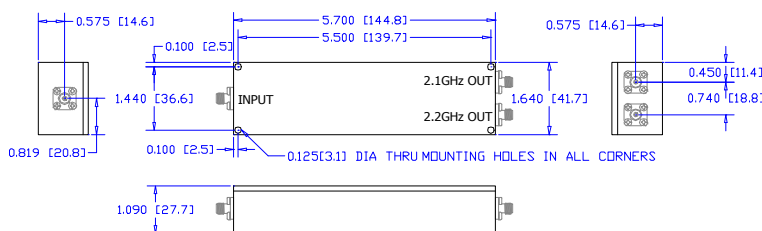
Operating Characteristics

Operating Temperature	-40°C to +65°C
Impedance, [Ohm]	50

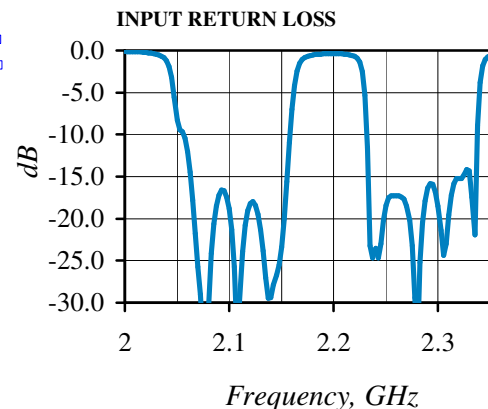
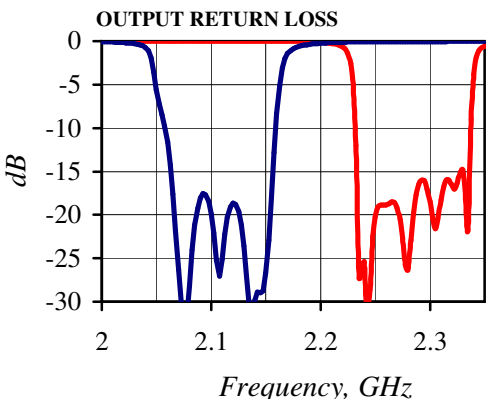
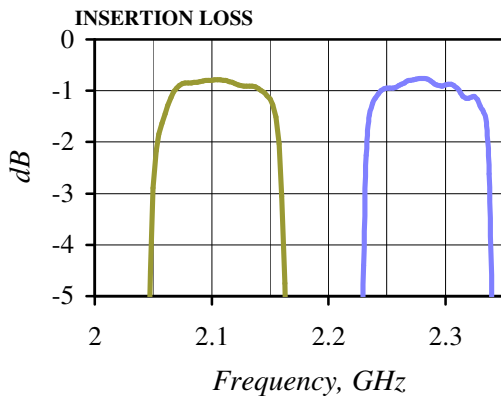
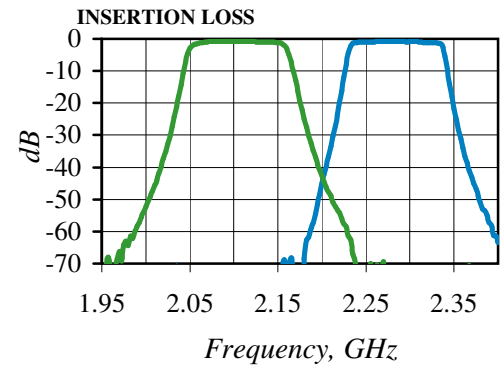
Ordering Information

Model No.	Connectors
DCL7-2104-2285-SMA	SMA

Outline drawing, dimensions in inches[mm]



Typical Performance



Specifications Subject To Change Without Notice

Rev. A 2.12.2022

