

**FEATURES :**

- High Power
- Low Loss
- High selectivity

**SPECIFICATIONS @+25°C**

**Band 1**

|   |               |
|---|---------------|
| 1 dB Passband, [GHz]                        | 2.02 to 2.115 |
| Insertion Loss@2.04 to 2.09GHz, [dB] max.   | 1.0           |
| Stopband rejection DC to 1.98GHz, [dB] min. | 60            |
| Stopband rejection 2.17 to 6GHz, [dB] min.  | 70            |
| VSWR  | 1.5 : 1       |

**Band 2**

|  |             |
|--|-------------|
| 1 dB Passband, [GHz]                         | 2.2 to 2.45 |
| Insertion Loss@2.225 to 2.44GHz, [dB] max    | 0.6         |
| Stopband rejection DC to 2.12GHz, [dBc] min. | 50          |
| Stopband rejection 2.55 to 6GHz, [dBc] min.  | 60          |
| VSWR   | 1.5 : 1     |

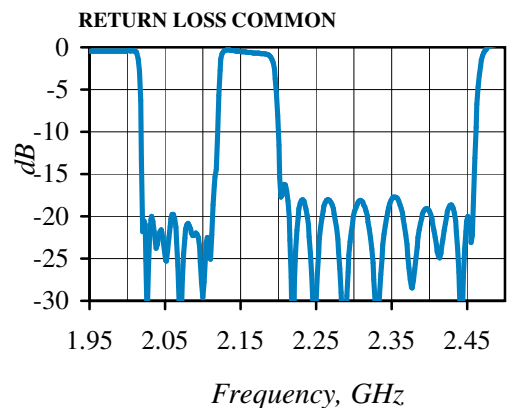
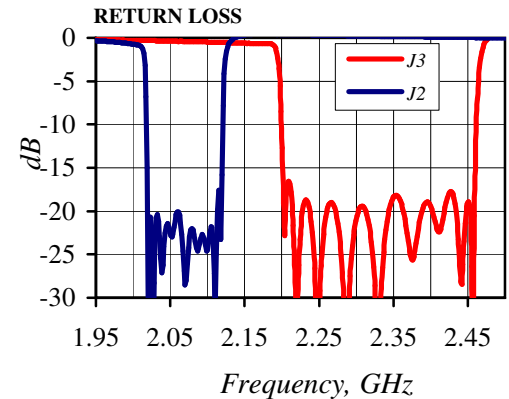
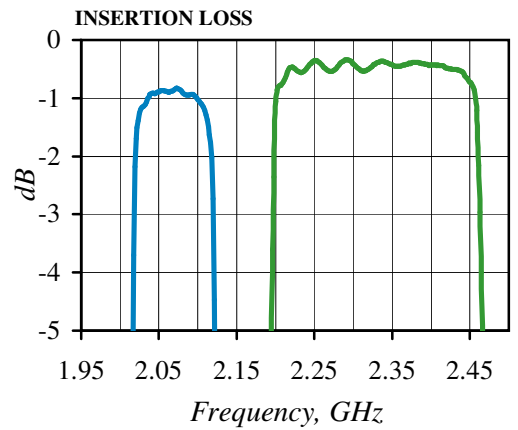
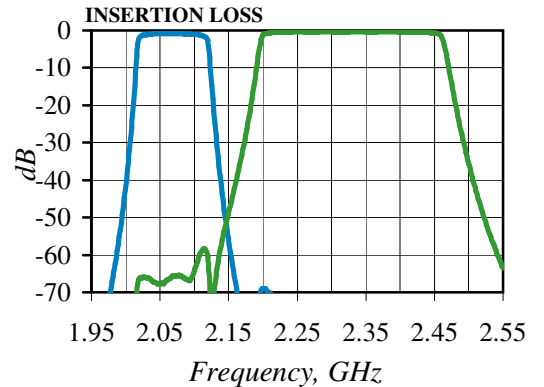
**Operating Characteristics**

|                       |                |
|-----------------------|----------------|
| Operating Temperature | -25°C to +60°C |
| Storage Temperature   | 55°C to +105°C |
| Impedance, [Ohm]      | 50             |
| Input Power, [Watts]  | 100            |

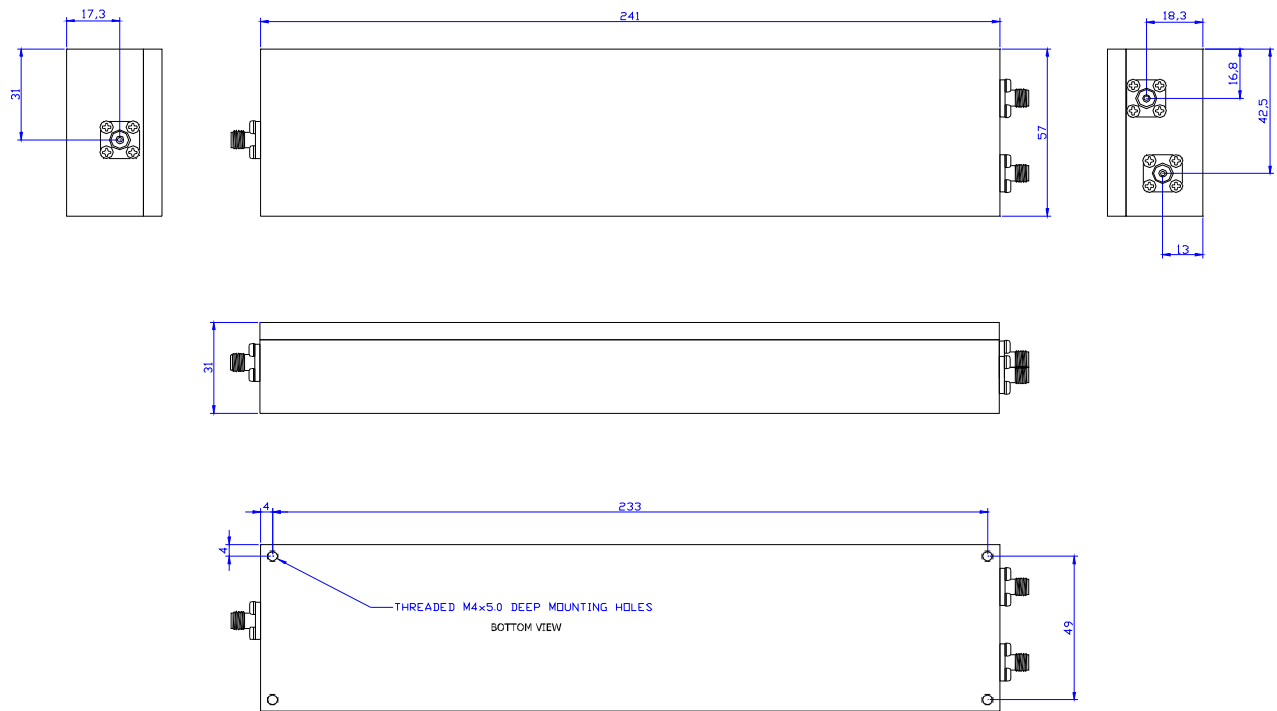
**Mechanical**

|                  |            |
|------------------|------------|
| Connectors       | SMA-female |
| Dimensions, [mm] | 241x57x31  |

**Typical Performance**



**OUTLINE DRAWING**



Specifications Subject To Change Without Notice  
Rev. A 15.02.2023



LAKI 3, TALLINN 10621, ESTONIA TEL.: +372 656 3054 e-mail: info@siriusmw.com www.siriusmw.com