

**FEATURES :**

- **Ultra-Wide Bandwidth**
- **Custom IF Ranges**
- **High Image Rejection**

**SPECIFICATIONS**

RF Frequency Range, [MHz]	100-1000
LO Frequency Range, [MHz]	100-1000
IF Bandwidth:	up to an octave
Conversion Loss, max [dB]	9
Image Rejection, min / typ [dB]	22 / 25
VSWR RF port, max	2.0 : 1
LO port, max	2.5 : 1
IF Port, max	1.5 : 1
Isolation LO - RF, min [dB]	25
LO - IF, min [dB]	30
RF - IF, min [dB]	30
LO Power typ. [dBm]	13±1
Input 1dB C.P. min [dBm]	+5
Input IP <sup>3</sup> min [dBm]	+17

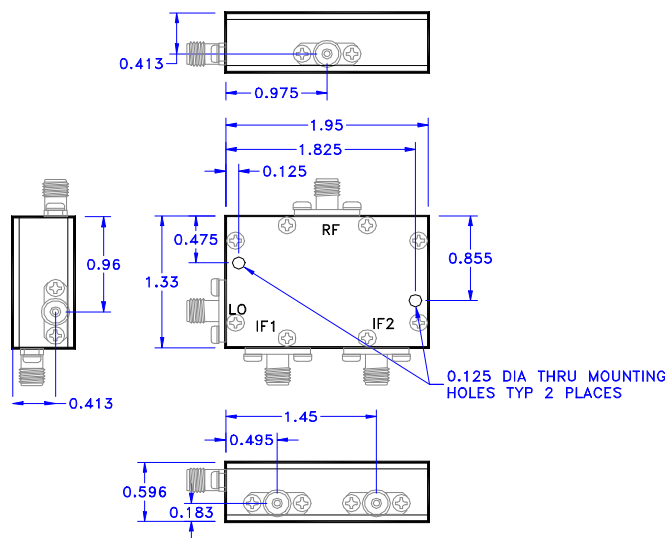
**Operating Characteristics**

Maximum RF Input Power, [dBm]	20
Maximum LO Power, [dBm]	23
Impedance, [Ohm]	50
Operating Temperature	-20°C to +60°C

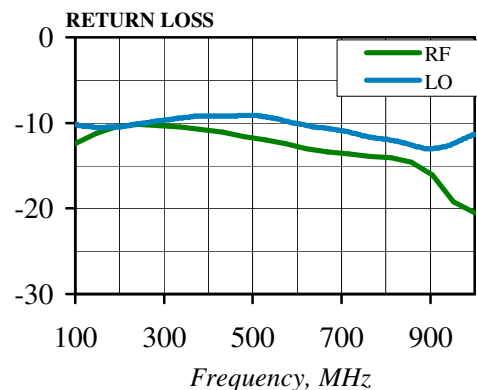
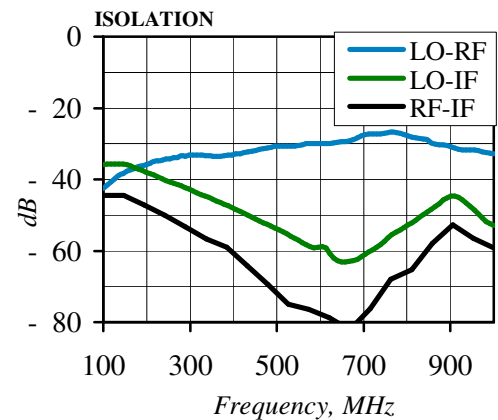
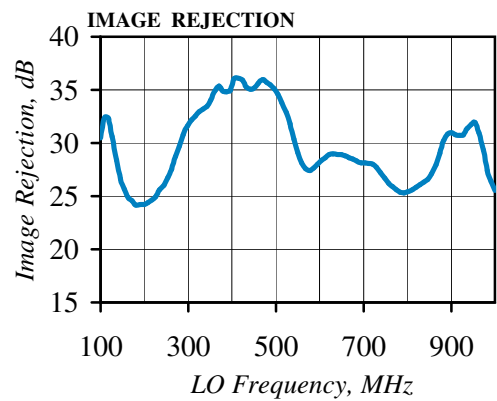
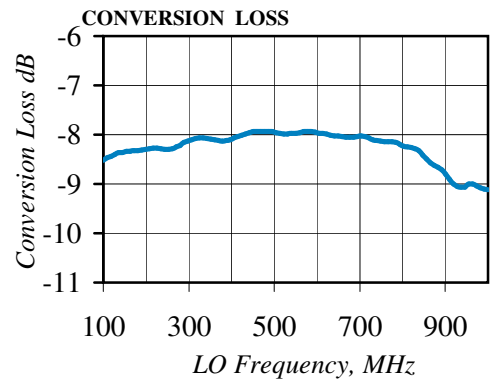
**Ordering Information**

Model No.	Package
IRM100-1000	M1

**Outline drawing** dimensions in inches



**Typical Performance**



Specifications Subject To Change Without Notice

Rev. A 6.1.2023

