

FEATURES :

- RF/LO frequencies 9 to 15MHz
- IF Frequency 0.03 to 2MHz
- LO power +11dBm

SPECIFICATIONS @+11dBm LO, +25°C

RF Frequency Range, [MHz]	9 to 15
LO Frequency Range, [MHz]	9 to 15
IF Frequency range, [MHz]	0.03 to 2
Conversion Loss, typ/max [dB]	5.5 / 6.5
Sideband Suppression, typ/min [dB]	35 / 30
VSWR RF port, max	1.5 : 1
LO port, max	1.2 : 1
IF Port, max	1.2 : 1
Isolation LO - RF, min [dB]	55
LO - IF, min [dB]	60
IF - RF, min [dB]	55
LO Power typ. [dBm]	11±1
Input 1dB C.P. typ [dBm]	+7
Input IP ³ typ [dBm]	+19

Operating Characteristics

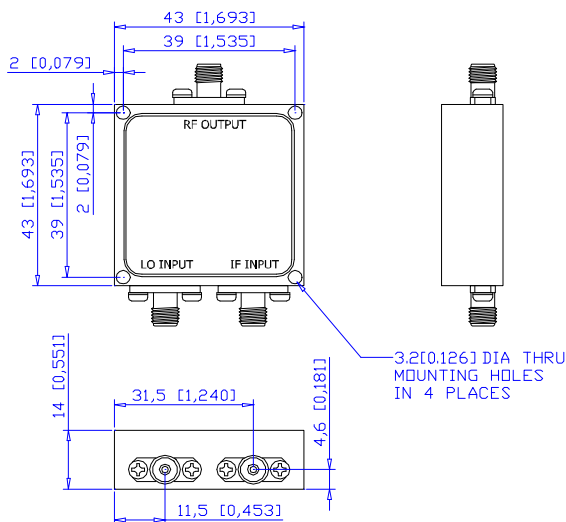
Maximum RF Input Power, [dBm]	20
Maximum LO Power, [dBm]	20
Impedance, [Ohm]	50
Operating Temperature	-20°C to +60°C

Ordering Information

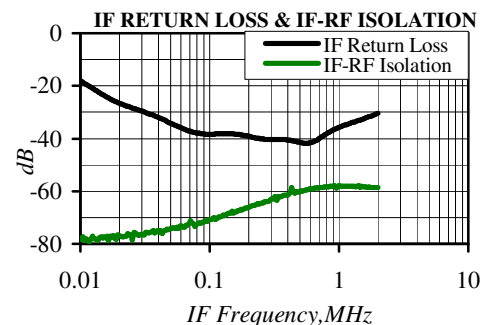
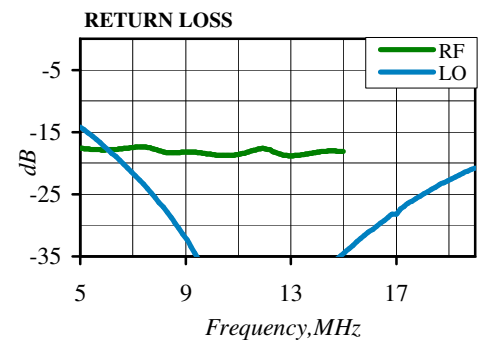
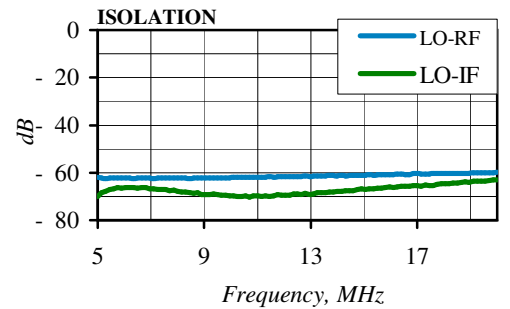
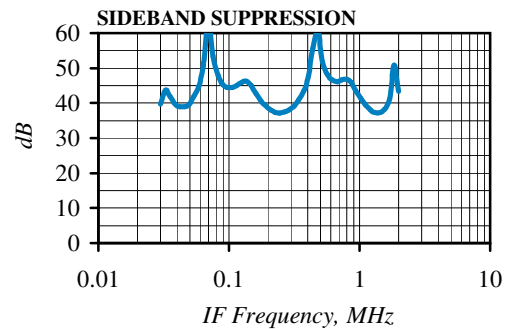
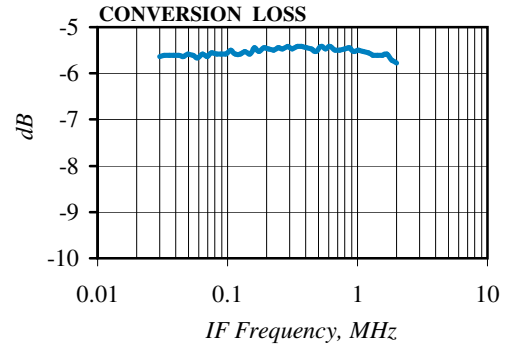
Model No.	Connectors	Package
SSB9-15-003-3	SMA-F	M6

Outline drawing

dimensions in mm[inch]



Typical Performance



Specifications Subject To Change Without Notice

Rev. A 12.01.2023

