

**FEATURES :**

- **Compact Size**
- **Low Loss**
- **High Power**

**SPECIFICATIONS @+25°C**

**Passband 1**

Passband, [MHz] min.	1164 to 1215
Passband Loss@CF, [dB] max	0.7
VSWR max	1.5:1
Stopband rejection DC to 1.05GHz, [dB] min	60
Stopband rejection 1.26 to 4GHz, [dB] min.	35
Delay variation in passband p-p, [ns] max.	6

**Passband 2**

Passband, [MHz] min.	1260 to 1300
Passband Loss@CF, [dB] max	0.8
VSWR max	1.5:1
Stopband rejection DC to 1.215GHz, [dB] mi	35
Stopband rejection 1.41 to 4GHz, [dB] min.	60
Delay variation in passband p-p, [ns] max.	6

**Passband 3**

Passband, [MHz] min.	1559 to 1591
Passband Loss@CF, [dB] max	0.8
VSWR max	1.5:1
Stopband rejection DC to 1.42GHz, [dB] min	60
Stopband rejection 1.66 to 5GHz, [dB] min.	35
Delay variation in passband p-p, [ns] max.	3

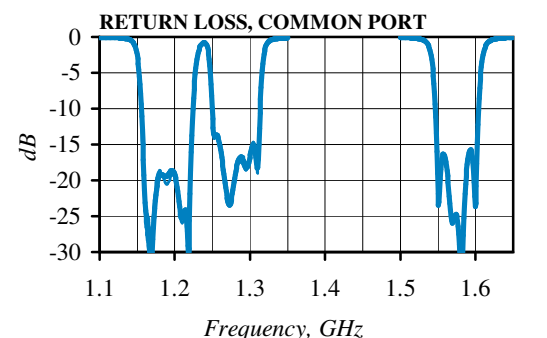
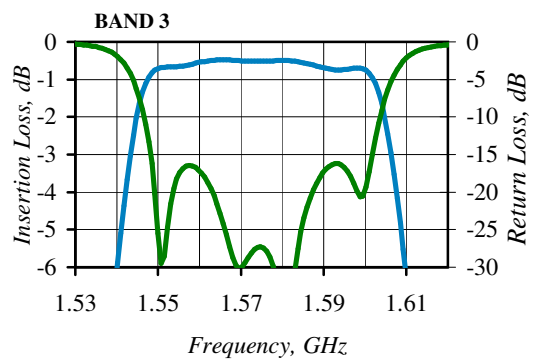
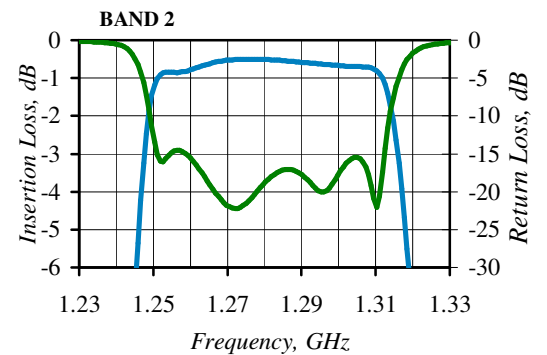
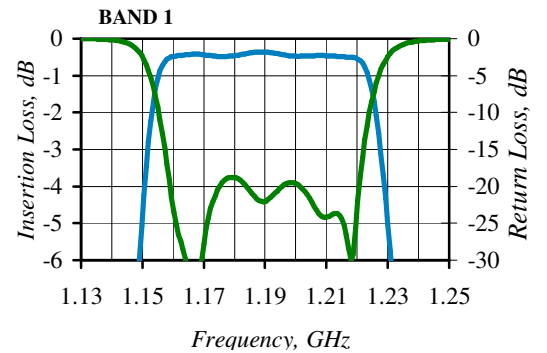
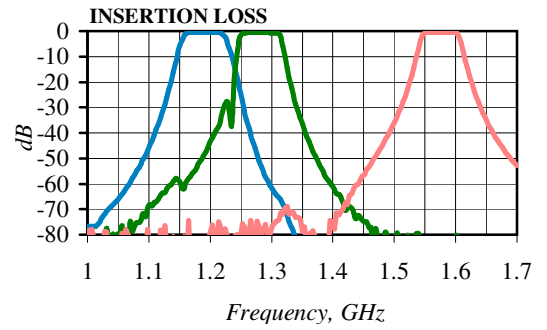
**Operating Characteristics**

Operating Temperature	-25°C to +60°C
Storage Temperature	55°C to +105°C
Impedance, [Ohm]	50
Input Power, [Watts]	50

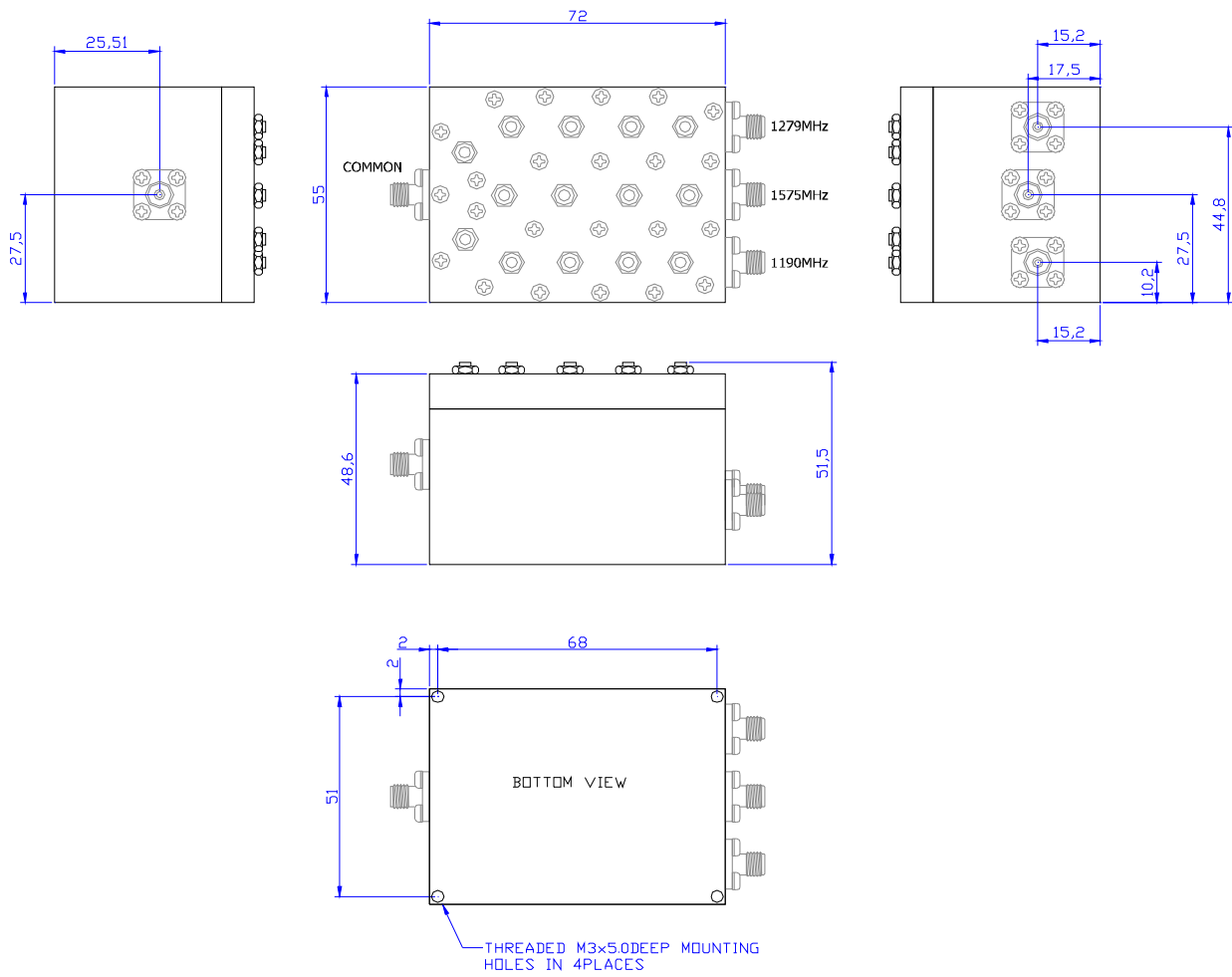
**Mechanical**

Connectors	SMA-female
Dimensions, [mm]	72x55x52

**Typical Performance**



**OUTLINE DRAWING**



Specifications Subject To Change Without Notice  
Rev. A 08.12.2022

