

FEATURES :

- **Wide Bandwidth 2 to 18GHz**
- **High Directivity**

SPECIFICATIONS

Frequency Range, [GHz]	2 - 18
Coupling, with reference to Input, [dB]	20 ± 1.0
Coupling flatness, max [dB]	±0.5
Mainline Loss*, max [dB]	0.7
Directivity, min [dB]	18
VSWR	1.3:1

Operating Characteristics

Input Power, [W] with matched loads	10
Impedance, [Ohm]	50
Operating Temperature	-40°C to +85°C

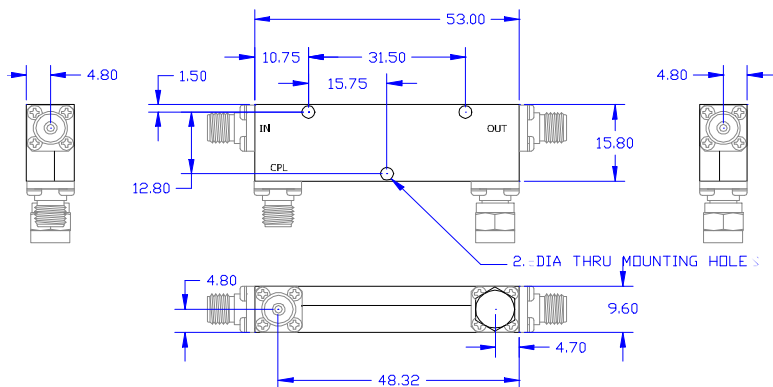
* Mainline loss includes coupling loss

Ordering Information

Model No.	Connectors
CPL2000-18000-20	SMA

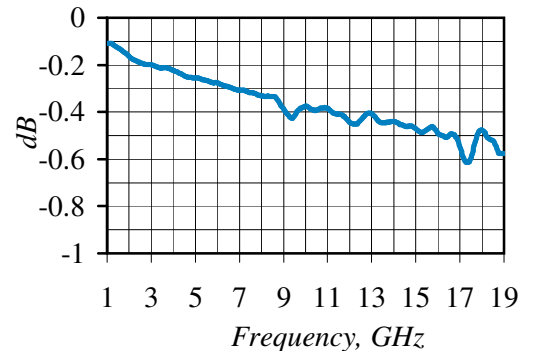
Outline drawing

dimensions in mm

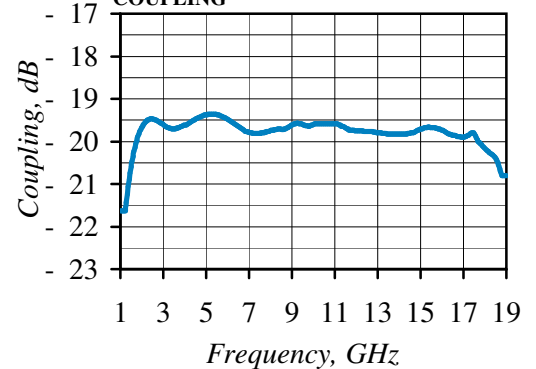


Typical Performance

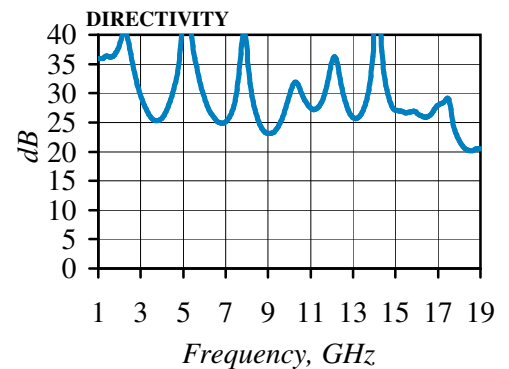
INSERTION LOSS



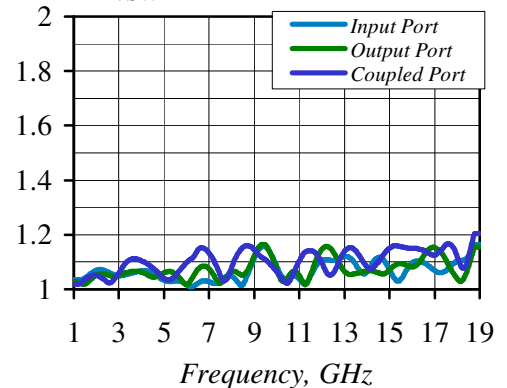
COUPLING



DIRECTIVITY



VSWR



Specifications Subject To Change Without Notice

Rev. A 12.12.2022

