

FEATURES :

- Small Size
- Steep Rejection
- Low Loss
- High Power

SPECIFICATIONS

Center Frequency, [MHz]	445.0
Insertion Loss@Center Freq. [dB]	1.5
3dB Passband, [MHz], min	9
Reject Bands, [MHz]	DC to 434 and 456 to 3500MHz
Reject Attenuation, [dBc] min.	50
Return Loss, [dB], max	-15
Average Power, [Watts]	100

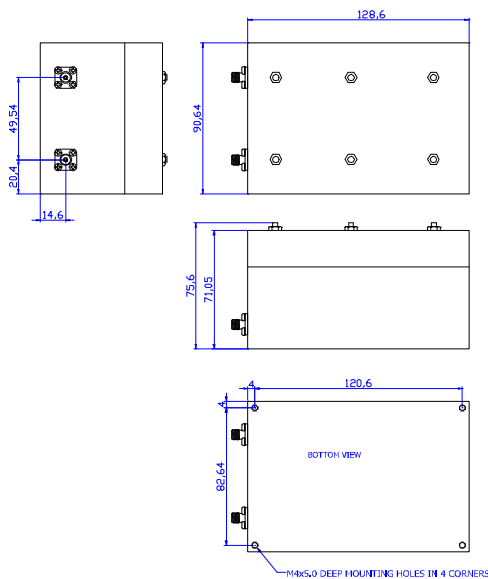
Operating Characteristics

Operating Temperature	-0°C to +50°C
Impedance, [Ohm]	50

Ordering Information

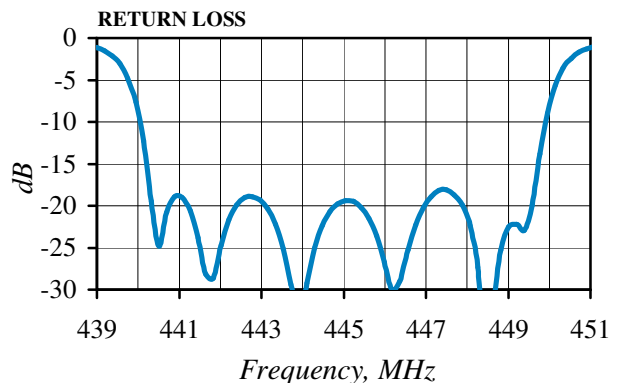
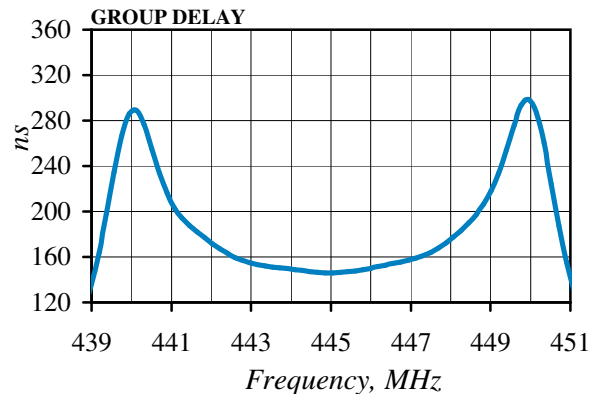
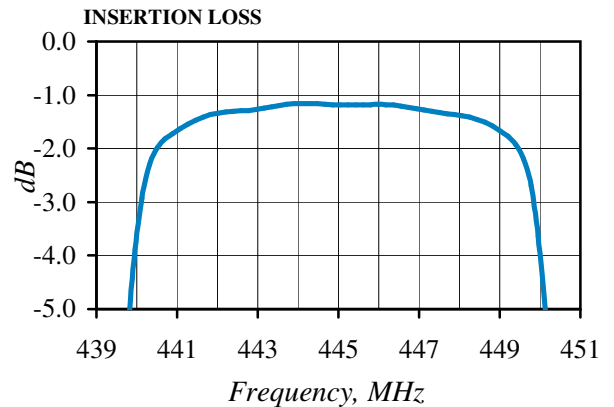
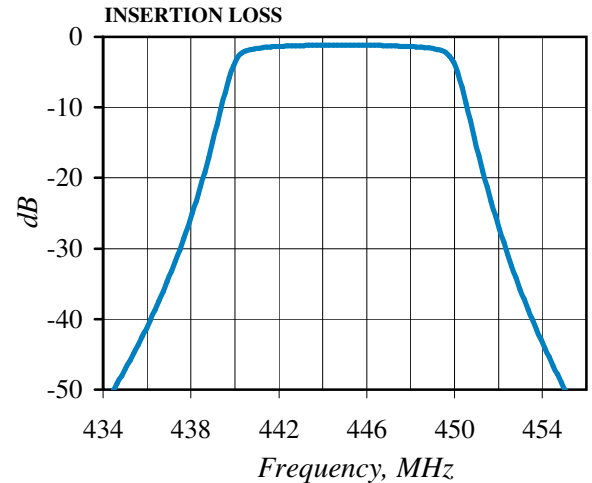
Model No.	Connectors
FCL6-445-9B	SMA Female

Outline drawing



Dimensions in mm

Typical Performance



Specifications Subject To Change Without Notice