

Typical Performance

FEATURES :

- Small Size
- Wide Passband
- Low Loss

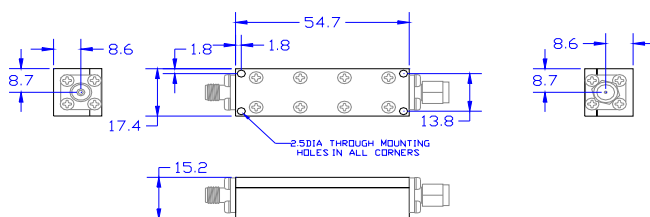
SPECIFICATIONS

Center Frequency, [GHz]	9.3
Insertion Loss@Center Freq. [dB]	0.7
1dB Bandwidth, [GHz] min.	1
20dB Bandwidth, [GHz] max.	1.5
Reject Bands, [GHz]	DC to 7.5 and 10.7 to 26
Reject Attenuation, [dB] min.	60
VSWR	1.5 : 1
Average Power, [Watts]	5
Operating Characteristics	
Operating Temperature	-40°C to+85°C
Impedance, [Ohm]	50

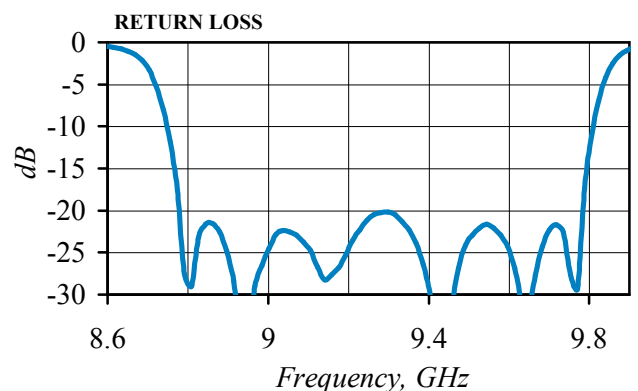
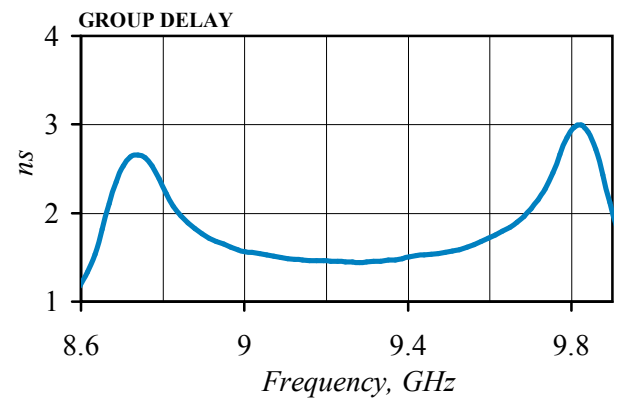
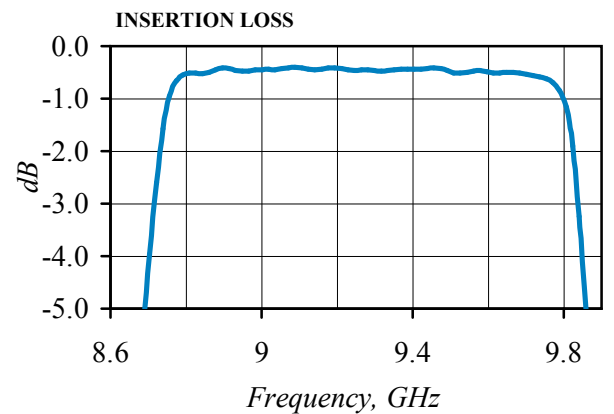
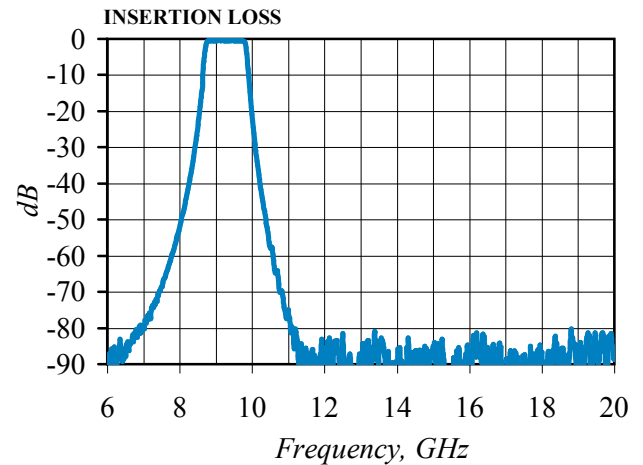
Ordering Information

Model No.	Connectors
FCL6-9300-1000	SMA

Outline drawing



Dimensions in mm



Specifications Subject To Change Without Notice