

FEATURES :

- **High Power: 150W CW**
- **Steep Rejection**
- **Wide Stopband**

SPECIFICATIONS

3dB Corner Frequency, [MHz] min.	185
Passband Loss DC to 160MHz, [dB] max.	0.45
Rejection 250MHz to 2GHz, [dB] min.	60
VSWR	1.5 : 1

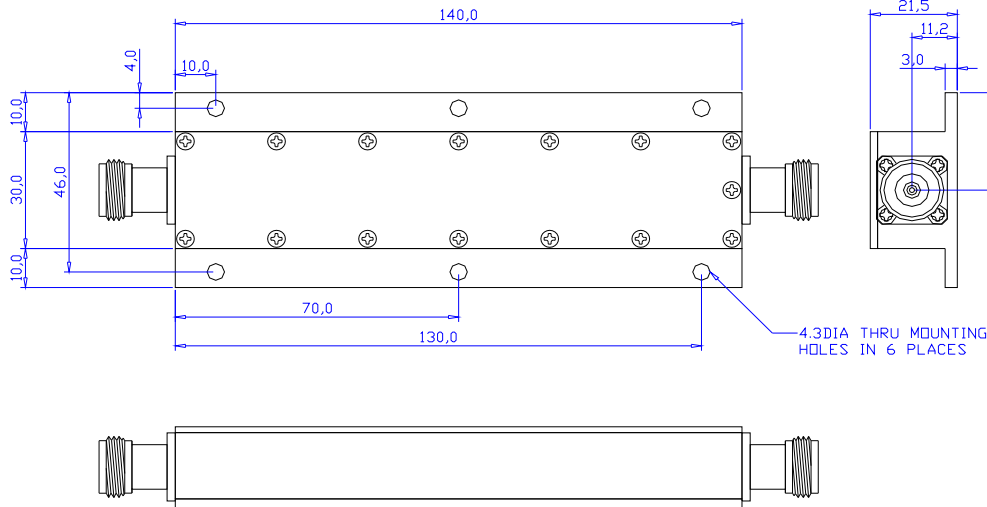
Operating Characteristics

Input Power, [W] with matched load	150
Impedance, [Ohm]	50
Connectors	N female
Operating Temperature	-20°C to +70°C

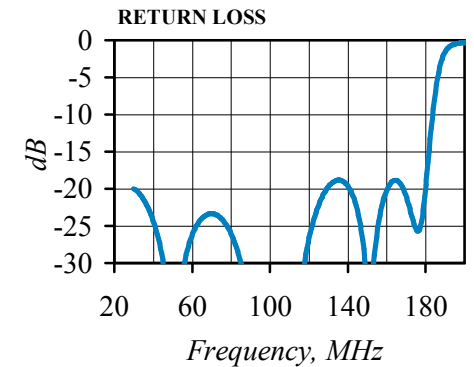
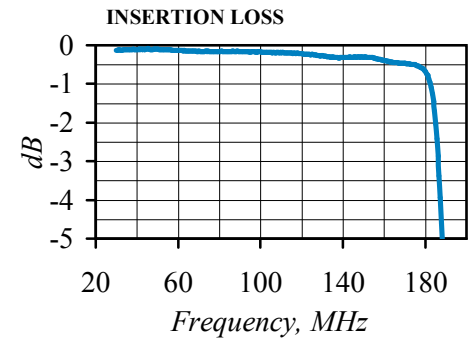
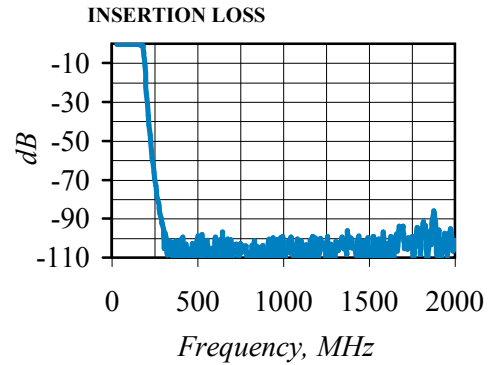
Ordering Information

Model No.
FLL13-180-150W

Outline drawing dimensions in mm



Typical Performance



Specifications Subject To Change Without Notice