

**FEATURES :**

- *Ultra Wide Bandwidth*
- *Low Insertion Loss*
- *Tight Phase and Amplitude Balance*
- *Compact Size*

**SPECIFICATIONS**

Frequency Range, [MHz]	5 -2000
Insertion Loss*, typ/max [dB]	
10-1000MHz	0.5 / 0.6
5 - 2000MHz	0.9 / 1.1
Isolation, min [dB]	20
Amplitude Balance, typ/max [dB]	±0.2
Phase Balance, typ/max [degrees]	±3
VSWR, max 10-1500MHz	1.3:1
5 - 2000MHz	1.5:1

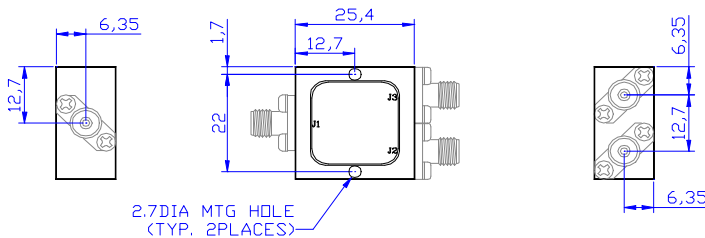
**Operating Characteristics**

Input Power CW max. [W], total as combiner, with matched loads	0.25
Input Power CW max. [W], as splitter with matched loads	1
Impedance, [Ohm]	50
Operating Temperature	-20°C to +70°C

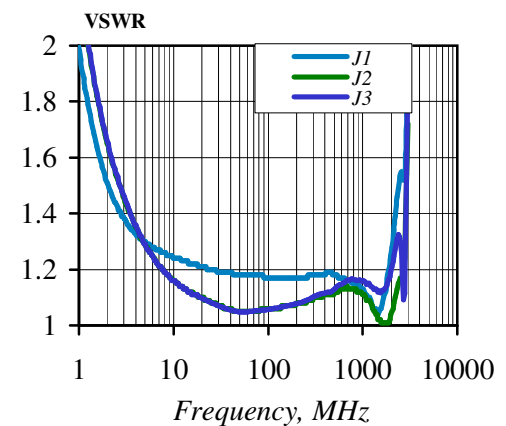
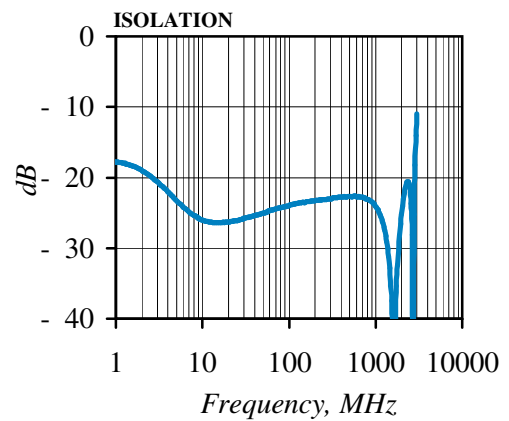
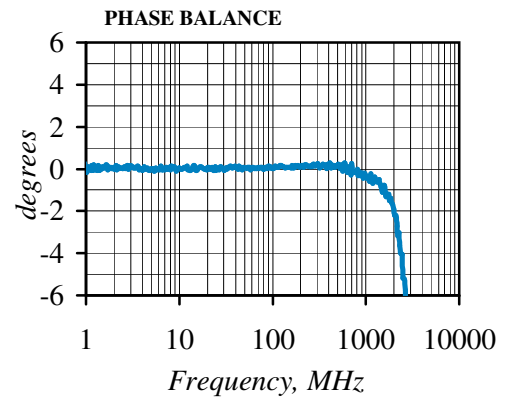
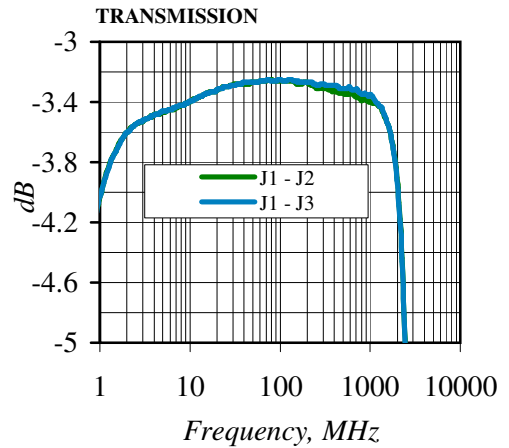
**Ordering Information**

**Model No.**  
**PD2-5-2000-SMA**

**Outline drawing** dimensions in mm



**Typical Performance**



\* Above theoretical loss

Specifications Subject To Change Without Notice

Rev. A 19.10.2022

